

SNAPE GARDENING CLUB - NEWS



ISSUE NO 23 | APRIL 2024 |

If last month came in like a lion, I can't say it went out like a lamb.....more of a surly cat that's been stuck in the rain...however, it's official and Spring has sprung! So, with that in mind, this month sees us suggesting days out to enjoy and as always tips to see you getting ahead for when the sun is brighter and the days are warmer! Take advantage of the dry spells that we will have this month as growing in the garden will soon start in earnest and you don't want to be caught out.....a little and often has to be the motto at the moment!.....happy reading everyone x

WHAT'S INSIDE THIS MONTH'S ISSUE.....

*What am I? **NEW
FEATURE**

*Things to do

*Places to visit

PLUS SO MUCH MORE...

 DEARWORZEL@GMAIL.COM

Send us a photo,
recommend a place to
visit or have a query
we'll do our best to
help.....

GIVE IT A TRY –

dearworfzel@gmail.com



Hyacinths.....Aubretia....
. Forsythia.....Viola




If your Winter pansies are looking dull & spaces need perking up on these wet dreary days.....pop in a tray of something bright to tide things over or add a punchy perennial!



Anemone.....
Euphorbia.....
Epimedium



When it's Spring again I'll bring again.....tulips from "Yorkshire"!! ♪




With the early Spring bulbs having gone over for the year, it's time to indulge ourselves in the tulip.....here's a few choices for a few hours where you can tiptoe through these beauties.....

Burnby Hall Gardens
Pocklington YO42 2QF
20th April – 4th May
10am – 4.30pm
tickets start at £7.30
18,000 tulips over 130
varieties!!

Langton Farm
Northallerton
DL7 0TA
21st April 2pm – 5pm
£5 per adult
homemade teas available

Constable Burton Hall
Leyburn DL8 5LJ
4th – 6th May
10am – 4pm
£10 per adult
over 6000 tulips!





**What am I?....
join the 4 clues
together!**

- a) All adults of my species are female & can lay hundreds of eggs over several months?
- b) I am unable to fly & am slow moving?
- c) I cause most damage between Autumn & Spring?
- d) My larvae feed on the roots, stem bases & tubers of plants...

(answers on the next page)

COMPOST IS NOW AVAILABLE

BETTER GROW PEAT FREE
50L - £4

MIRACLE GROW MULTI
PURPOSE 50L - £4

MOORLAND MULTI
PURPOSE 56L - £3

Available from David - Help with delivery can be discussed - Leave monies etc in the letterbox

*The "Snape Bird Group"
is holding a
Garden and Wildlife evening
on Tuesday 23rd April
7.30pm at Snape Village
Institute*



Snape Climate & Conservation Group

An illustrated talk & presentation by Carl Watts
(manager of Foxglove Covert Nature Reserve)
"HAND IN GLOVE WITH NATURE"
Snape Village Institute Thursday 18th April at 7.30pm
£3 admission on the door (school age children free)

**BULB PROBLEMS
& WHAT TO DO
NOW**

SPRING BULBS GIVE US THE GLORIOUS TECHNICOLLOUR OF THE EARLY PART OF THE YEAR AND ARE USUALLY TRUSTY STALWARTS. BUT, IF THEY HAVEN'T PERFORMED, THERE COULD BE A FEW REASONS WHY. IF YOU HAVE HAD WONDERFUL BLOOMS HERE'S WHAT TO DO NOW.....

UNHAPPY BULBS.....HERE'S A FEW CLUES!

Crocus

After a dull, dark Winter some crocus have had a poor showing. Crocus open their flowers in response to the sun, a process known as "nyctinasty"so they could be glum for lack of sun!

Predators such as mice and squirrels love a crocus snack!



Potted crocus with a lack of sunshine & very wet compost!




Crocus by a sunny warm stone wall

Tulips

- Tulips are said to be a perennial & many will flower successively over a number of year's, but unless they are a hybrid they may be treated as an annual!
- Planting depth is crucial (2-3 times the depth of the bulb)
- Correct planting time from mid-November
- Tulip fire is a fungal disease which is prevalent in wet weather! Burn affected bulbs & don't replant tulips in the same area for at least 2 year's!

DAFFODIL CARE

It's time to look after your early Spring flowering bulbs. Daffodills can look tatty in April....but they are starting to do their work for next year's display, so it's important to do the right thing.



Deadhead under the bulbous section - this is where the seeds are formed

Daffodils

- Daffodils that have put on leaf growth with no flowers may have become "blind". There could be a few reasons -
- removing the leaves too soon after flowering
 - allowing seeds to form
 - planting too shallow
 - planting too late
 - attacked by narcissus bulb fly/eelworm (don't add these bulbs to the compost heap)
 - basal rot
 - congested clump!



Narcissus Bulb Fly
This is a bumble bee mimic!!!
It feeds on early nectar but the female lays eggs on the dying leaves of daffs etc.....the larvae then burrow into the bulb & destroy it!

Bulb checklist -


- Always buy good quality bulbs
- Plant at the correct depth
- Plant at the correct time
- Provide the correct post-flowering care
- Feed with blood fish & bone at first signs of growth

**DON'T
TIE
THEM
UP!!!**



After flowering the daffodil wants to produce seed...but rather than use its energy for seed production... nip off the seed head and allow photosynthesis to work on the leaves and transport vital nutrients back to the bulb, giving it the energy stores it needs for next year's display.

A gardening club member travelled to Guatemala recently and has treated us to these wonderful photos of rare flowers.....thank you for sharing these beauts!





With the wet, mild weather continue to protect those new shoots from slugs & snails.....don't let your Summer glory be munched for supper! Lay down the egg shells & surround with copper rings! - ANYONE GOT GOOD SLUG DETERRENTS LET US KNOW!

Pruning in April – Pruning in spring makes way for more growth and helps to encourage more flowers, foliage and colourful stems on a wide range of


A
P
R
I
L

P
R
U
N
I
N
G


Hydrangea paniculate & aborescens and Buddleja Davidii are ready to be pruned now as they will flower on growth made this year. Check other cultivars as they are treated differently



PRUNING RULE – cut out dead, diseased or dying stems.



Clematis image for reference only as many other flower types are in the group 3 pruning group.



Clematis group 3 (those that flower in late Summer) should be pruned now as they flower on new growth.

Forsythia & Weigela should be pruned after flowering in Spring – this year's growth will carry next Springs flowers



Some spring-flowering shrubs flower on old branches and if left unpruned will turn into a jumbled mess, with new growth made only at the top of the shrub.

After pruning, mulch plants with a generous layer of garden compost or well-rotted manure, to give them a boost.

Some April jobs to be getting on with.....

- Sow hardy annuals – marigolds, love in the mist & wildflowers
- Plant Summer bulbs
- Spray roses if needed
- Divide hardy perennial clumps of hosta, asters, daylilies
- Add waterlilies to the pond
- Last chance to sow tomatoes & chillies
- Beetroot, carrots & peas can be directly sown
- Thin out seedlings
- Check for pests
- Keep on top of those weeds!


Do you know the answer? I am a pesky VINE WEEVIL (Otiorynchus Sulcatus)

TURIA GARDENS VALENCIA


I'm sure many of you will have been travelling the Spanish gardens with Monty Don on the BBC series.....well.....if it's good enough for Monty, it's good enough for us!

In episode 1, "Turia Gardens" in Valencia was shown.....I genuinely didn't feel it got the glory it deserves, maybe because it's a "humble" public park! But, it really is so much more..... here's a trusty Snape Gardening Club review!

The park occupies the old Turia riverbed, the river having been diverted after a catastrophic flood in 1957.



The flower of the Coral Tree (erythrina variegata)




Formal rose beds, palm trees, the obligatory Valencian orange trees. Hedges formed from buddleia and verbena, stone walls with tumbles of jasmine and honeysuckle.




At 9kms (5 miles) long, Turia Park stretches through the beating centre of this beautiful city.

The gardens are for the people and are passionately used by the Valencians.....walkways, bike paths, open green spaces, formal gardens, sports areas.....it is a special, well-loved free space that is utilised by the residents.....young & old of Valencia.



There is considered placement of structure throughout the space.....so that even in the Winter months the park has varied areas of interest



"Puente de las flores" 27,000 flowers adorn the bridge - poinsettia at Christmas and geraniums in March!



It is straddled by 18 bridges, waterfalls, pools and canal style waterways

"El riu es nostre i el volem verd" - The river is ours and we want it green - (local Valencian dialect)